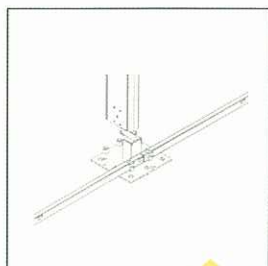
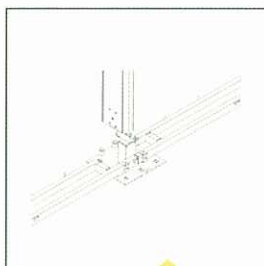


BELL-END 20

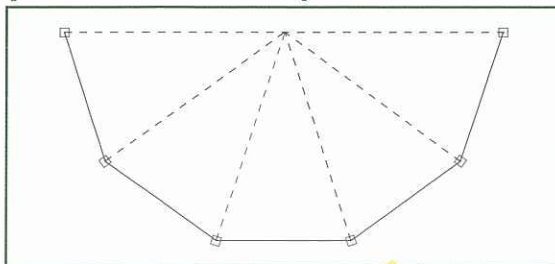
▶ 2,9 H / 3,8 H



Aluhall on baseplates and single groundbeams.



Aluhall on baseplates and double groundbeams.



Top view

FRAME

Self supporting frame of anodised aluminium profiles (6061-T6 alloy) with four keder channels, on baseplates in combination with single or double groundbeams. All parts are connected with pins for an easy and rapid installation.

ROOF FABRICS AND SIDEWALLS

A very high quality PVC coated polyester fabric, flame retardant to M2 (France) and DIN 4102 B1 (Germany). This fabric is treated anti-UV and anti-crypto which makes it more resistant against mildew and fungus. The roofsheets are tensioned vertically with aluminium tension tubes and ratchets.

All our structures are designed to comply with accessories such as hard side-wall panels, flooring, doors, decoration, etc... Please see separate leaflet. All above data is for information only and can be changed at any time, without notice.



Veldeman Tent Technology • Industrieterrein Vostert 1220 • 3960 Bree (Belgium) • Tel. +32 (0)89 47 31 31 • Fax +32 (0)89 47 37 77

E-mail: info@veldemantent.be • Website: www.veldemantent.be

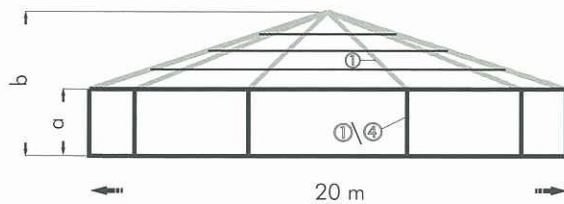
From this publishing, nothing can be multiplied or published, regardless of the employed form or procedure, without preceding, written consent of European Future Structures (E.F.S. n.v.). All data, with regard to the goods and services of European Future Structures (E.F.S. n.v.), will only be mentioned indicatively and can not give cause for complaints.

BELL-END 20 ▶ 2,9 H/3,8 H



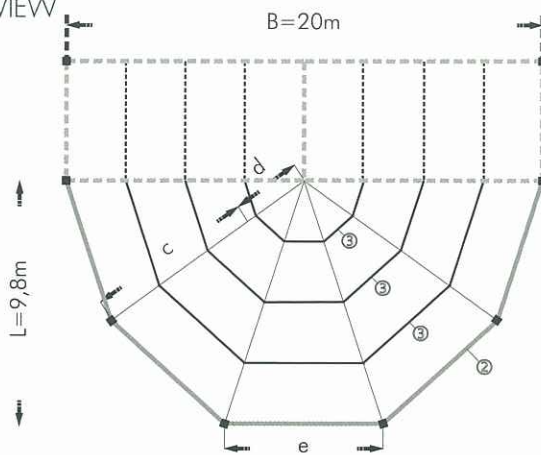
MEASURES

CROSS SECTION



	2,9 m	3,8 m
a: eave height	2.96 m	3.83 m
b: ridge height	6.27 m	7.14 m
c: length roofbeam	7.63 m	7.63 m
d: length extension roofbeam	2.62 m	2.62 m
e: bay distance	6.19 m	6.19 m

TOP VIEW



- 1: leg 2,9 m and roofbeam
- 2: eave purlin
- 3: intermediate purlin
- 4: leg 3.8 m



BUILDING STANDARDS

The structure is designed in accordance with the British BS6399, German DIN 4112, French CTS and Eurocode.



WEIGHT (kg)

	2,9 m	3,8 m
frame	1215	1270
fabric	292	302
total	1507	1572



LONGEST PART

7625 mm



SURFACE BELL - END 20 M

157 m²